

## BRITANNIA INDUSTRIES LIMITED

### Shareholding Pattern for the quarter ended 30 September 2025

Particulars	Yes/No
Whether the Listed Entity has issued any partly paid up shares?	No
Whether the Listed Entity has issued any Convertible Securities ?	No
Whether the Listed Entity has issued any Warrants ?	No
Whether Listed Entity has granted any ESOPs, which are outstanding ?	No
Whether the Listed Entity has any shares against which depository receipts are issued?	No
Whether the Listed Entity has any shares in locked-in?	No
Whether any shares held by promoters are pledge or otherwise encumbered?	No
Whether any shares held by promoters are encumbered under Non - Disposal Undertaking ?	No
Whether any shares held by promoters are encumbered, other than by way of Pledge or NDU, if any?	No
Whether company has equity shares with differential voting rights?	No
Whether the listed entity has any significant beneficial owner?	No
Whether the listed entity is Public Sector Undertaking (PSU)?	No

For Britannia Industries Ltd.


  
Authorized Signatory

Table I - Summary Statement holding of specified securities

Category	Category of Shareholder	No of Shareholders	No of fully paid up equity shares held	No of Partly paid-up equity shares held	No of Shares Underlying Depository Receipts	Total No of Shares Held (VII) = (IV)+(V)+(VI)	Shareholding as a % of total no of shares (As a % of (A+B+C2))	Number of Voting Rights held in each class of securities			No of Shares Underlying Outstanding convertible securities	Total No of shares on fully diluted basis (including warrants, ESOP, Convertible Securities etc.)	Shareholding as a % assuming full conversion of convertible Securities (as a percentage of	Number of Locked In Shares		Number of Shares pledged		Non-Disposal Undertaking		Other encumbrances, if any		Total Number of Shares encumbered (XVII) = (XIV+XV+XVI)		Number of equity shares held in dematerialized form			
								Class X	Class Y	Total (IX)				Total as a % of (A+B+C)	No.	As a % of total Shares held	No.	As a % of total Shares held	No.	As a % of total Shares held	No.	As a % of total Shares held	No.		As a % of total Shares held	No.	As a % of total Shares held
(i)	(ii)	(iii)	(iv)	(v)	(vi)	(vii)	(viii)						(xiii)	(xiv)	(xv)	(xvi)	(xvii)	(xviii)									
(A)	Promoter & Promoter Group	8	121752892	0	0	121752892	50.55	121752892	0	121752892	50.55	0	0.00	0	0.00	0	0.00	0	0.00	0	0.00	0	0.00	121752892			
(B)	Public	262131	119115404	0	0	119115404	49.45	119115404	0	119115404	49.45	0	0.00	NA	NA	NA	NA	NA	NA	NA	NA	NA	NA	117963912			
(C)	Non Promoter-Non Public																										
(C1)	Shares underlying DRs	0	0	0	0	0	NA	0	0	0	0.00	0	0.00	NA	NA	NA	NA	NA	NA	NA	NA	NA	NA	0			
(C2)	Shares held by Employees Trusts	0	0	0	0	0	0.00	0	0	0	0.00	0	0.00	NA	NA	NA	NA	NA	NA	NA	NA	NA	NA	0			
	<b>Total:</b>	<b>262139</b>	<b>240868296</b>	<b>0</b>	<b>0</b>	<b>240868296</b>	<b>100.00</b>	<b>240868296</b>	<b>0</b>	<b>240868296</b>	<b>100.00</b>	<b>0</b>	<b>0.00</b>	<b>0</b>	<b>0.00</b>	<b>0</b>	<b>0.00</b>	<b>0</b>	<b>0.00</b>	<b>0</b>	<b>0.00</b>	<b>0</b>	<b>0.00</b>	<b>239716804</b>			

For Britannia Industries Ltd.



Authorized Signatory

Table II - Statement showing shareholding pattern of the Promoter and Promoter Group

Category	Category & Name of the Shareholder	Entity type Promoter or Promoter group (Promoter group would exclude promoters)	No of Shareholders	No of fully paid up equity shares held	No of Partly paid-up equity shares held	No of Shares Underlying Depository Receipts	Total No of Shares Held (IV+V+VI)	Shareholding as a % of total no of shares (calculated as per SCRR, 1957 (VIII) As a % of (A+B+C2)	Number of Voting Rights held in each class of securities			No of Shares Underlying Outstanding convertible securities (Including Warrants, ESOP etc.)	Total No of shares on fully diluted basis (including warrants, ESOP, Convertible Securities etc.) (XII)=(VIII+XI)	Shareholding as a % of total no of shares (calculated as per SCRR, 1957 (VIII) As a % of (A+B+C2)	Number of Locked in Shares		Number of Shares pledged		Non-Disposal Undertaking		Other encumbrances, if any		Total Number of Shares encumbered (XVIII) = (XV+XVI+XVII)		Number of equity shares held in dematerialized form			
									Class X		Class Y				Total	No.	As a % of total Shares held	No.	total Shares	No.	total Shares	No.	total Shares	No.		total Shares		
															(X)												(XIV)	(XV)
(1)	Indian																											
(a)	Individuals/Hindu undivided Family		1	16202	0	0	16202	0.01	16202	0	16202	0.01	0	16202	0.01	0	0.00	0	0.00	0	0.00	0	0.00	0	0.00	0	0.00	16202
	NESS NUSLI WADIA	Promoter	1	16202	0	0	16202	0.01	16202	0	16202	0.01	0	16202	0.01	0	0.00	0	0.00	0	0.00	0	0.00	0	0.00	0	0.00	16202
	JEHANGIR NUSLI WADIA	Promoter	0	0	0	0	0	0.00	0	0	0	0.00	0	0	0.00	0	0.00	0	0.00	0	0.00	0	0.00	0	0.00	0	0.00	0
(b)	Central Government/State Government(s)		0	0	0	0	0	0.00	0	0	0	0.00	0	0	0.00	0	0.00	0	0.00	0	0.00	0	0.00	0	0.00	0	0.00	0
(c)	Financial Institutions/Banks		0	0	0	0	0	0.00	0	0	0	0.00	0	0	0.00	0	0.00	0	0.00	0	0.00	0	0.00	0	0.00	0	0.00	0
(d)	Any Other		0	0	0	0	0	0.00	0	0	0	0.00	0	0	0.00	0	0.00	0	0.00	0	0.00	0	0.00	0	0.00	0	0.00	0
	<b>Sub-Total (A)(1)</b>		<b>1</b>	<b>16202</b>	<b>0</b>	<b>0</b>	<b>16202</b>	<b>0.01</b>	<b>16202</b>	<b>0</b>	<b>16202</b>	<b>0.01</b>	<b>0</b>	<b>16202</b>	<b>0.01</b>	<b>0</b>	<b>0.00</b>	<b>0</b>	<b>0.00</b>	<b>0</b>	<b>0.00</b>	<b>0</b>	<b>0.00</b>	<b>0</b>	<b>0.00</b>	<b>0</b>	<b>0.00</b>	<b>16202</b>
(2)	Foreign																											
(a)	Individuals (Non-Resident Individuals/Foreign Individuals)		1	4500	0	0	4500	0.00	4500	0	4500	0.00	0	4500	0.00	0	0.00	0	0.00	0	0.00	0	0.00	0	0.00	0	0.00	4500
	NUSLI NEVILLE WADIA	Promoter	1	4500	0	0	4500	0.00	4500	0	4500	0.00	0	4500	0.00	0	0.00	0	0.00	0	0.00	0	0.00	0	0.00	0	0.00	4500
(b)	Government		0	0	0	0	0	0.00	0	0	0	0.00	0	0	0.00	0	0.00	0	0.00	0	0.00	0	0.00	0	0.00	0	0.00	0
(c)	Institutions		0	0	0	0	0	0.00	0	0	0	0.00	0	0	0.00	0	0.00	0	0.00	0	0.00	0	0.00	0	0.00	0	0.00	0
(d)	Foreign Portfolio Investor		0	0	0	0	0	0.00	0	0	0	0.00	0	0	0.00	0	0.00	0	0.00	0	0.00	0	0.00	0	0.00	0	0.00	0
(e)	Any Other		6	121732190	0	0	121732190	50.54	121732190	0	121732190	50.54	0	121732190	50.54	0	0.00	0	0.00	0	0.00	0	0.00	0	0.00	0	0.00	121732190
	BANNATYNE ENTERPRISES PTE LTD	Promoter	1	2783110	0	0	2783110	1.16	2783110	0	2783110	1.16	0	2783110	1.16	0	0.00	0	0.00	0	0.00	0	0.00	0	0.00	0	0.00	2783110
	DOWBIGGIN ENTERPRISES PTE LTD	Promoter	1	2785020	0	0	2785020	1.16	2785020	0	2785020	1.16	0	2785020	1.16	0	0.00	0	0.00	0	0.00	0	0.00	0	0.00	0	0.00	2785020
	NACUPA ENTERPRISES PTE LTD	Promoter	1	2785020	0	0	2785020	1.16	2785020	0	2785020	1.16	0	2785020	1.16	0	0.00	0	0.00	0	0.00	0	0.00	0	0.00	0	0.00	2785020
	VALLEFORT ENTERPRISES PTE LTD	Promoter	1	2785020	0	0	2785020	1.16	2785020	0	2785020	1.16	0	2785020	1.16	0	0.00	0	0.00	0	0.00	0	0.00	0	0.00	0	0.00	2785020
	ASSOCIATED BISCUITS INTERNATIONAL LIMITED	Promoter	1	107809000	0	0	107809000	44.76	107809000	0	107809000	44.76	0	107809000	44.76	0	0.00	0	0.00	0	0.00	0	0.00	0	0.00	0	0.00	107809000
	SPARGO ENTERPRISES PTE LTD	Promoter	1	2785020	0	0	2785020	1.16	2785020	0	2785020	1.16	0	2785020	1.16	0	0.00	0	0.00	0	0.00	0	0.00	0	0.00	0	0.00	2785020
	<b>Sub-Total (A)(2)</b>		<b>7</b>	<b>121736690</b>	<b>0</b>	<b>0</b>	<b>121736690</b>	<b>50.54</b>	<b>121736690</b>	<b>0</b>	<b>121736690</b>	<b>50.54</b>	<b>0</b>	<b>121736690</b>	<b>50.54</b>	<b>0</b>	<b>0.00</b>	<b>0</b>	<b>0.00</b>	<b>0</b>	<b>0.00</b>	<b>0</b>	<b>0.00</b>	<b>0</b>	<b>0.00</b>	<b>0</b>	<b>0.00</b>	<b>121736690</b>
	<b>Total Shareholding of Promoter and Promoter Group (A)=(A)(1)+(A)(2)</b>		<b>8</b>	<b>121752892</b>	<b>0</b>	<b>0</b>	<b>121752892</b>	<b>50.55</b>	<b>121752892</b>	<b>0</b>	<b>121752892</b>	<b>50.55</b>	<b>0</b>	<b>121752892</b>	<b>50.55</b>	<b>0</b>	<b>0.00</b>	<b>0</b>	<b>0.00</b>	<b>0</b>	<b>0.00</b>	<b>0</b>	<b>0.00</b>	<b>0</b>	<b>0.00</b>	<b>0</b>	<b>0.00</b>	<b>121752892</b>


For Britannia Industries Ltd.

  
Authorized Signatory

Table III - Statement showing shareholding pattern of the Public shareholder

Category	Category & Name of the Shareholder	No of Shareholders	No of fully paid up equity shares held	No of Partly paid-up equity shares held	No of Shares Underlying Depository Receipts	Total No of Shares Held (IV+V+VI)	Shareholding as a % of total no of shares (A+B+C2)	Number of Voting Rights held in each class of securities			No of Shares Underlying Outstanding convertible securities (Including Warrants, ESOP etc.)	Total No of shares on fully diluted basis (Including warrants, ESOP, Convertible Securities etc.) (XI)-(VII+X)	Shareholding as a % assuming full conversion of convertible Securities (as a percentage of diluted share capital)	Number of Locked in Shares		Number of Shares pledged		Non-Disposal Undertaking		Other encumbrances, if any	Total Number of Shares encumbered (XVII) = (XIV+XV+XVI)		Number of equity shares held in dematerialized form	Sub-categorization of shares				
								No of Voting Rights						No.	As a % of total Shares held	No.	As a % of total Shares held	No.	As a % of total Shares held		No.	As a % of total Shares held		No.	As a % of total Shares held	Shareholding (No. of shares) under		
								Class X	Class Y	Total																Sub category (I)	Sub category (II)	Sub category (III)
(1)	Institutions (Domestic)	(III)	(IV)	(V)	(VI)	(VII)	(VIII)	(IX)			(X)	(XI)	(XII)	(XIV)		(XV)		(XVI)		(XVII)	(XVIII)	(XIX)						
(a)	Mutual Funds	42	23671350	0	0	23671350	9.83	23671350	0	23671350	9.83	0	0.00	NA	NA	NA	NA	NA	NA	NA	NA	23671350	0	0	0			
	ICICI PRUDENTIAL MUTUAL FUND - ICICI PRUDENTIAL EQ	1	5190156	0	0	5190156	2.15	5190156	0	5190156	2.15	0	0.00	NA	NA	NA	NA	NA	NA	NA	NA	5190156	0	0	0			
	SSBI ARBITRAGE OPPORTUNITIES FUND	1	4412555	0	0	4412555	1.83	4412555	0	4412555	1.83	0	0.00	NA	NA	NA	NA	NA	NA	NA	NA	4412555	0	0	0			
(b)	Venture Capital Funds	0	0	0	0	0	0.00	0	0	0	0.00	0	0.00	NA	NA	NA	NA	NA	NA	NA	NA	0	0	0	0			
(c)	Alternate Investment Funds	26	368745	0	0	368745	0.15	368745	0	368745	0.15	0	0.00	NA	NA	NA	NA	NA	NA	NA	NA	368745	0	0	0			
(d)	Banks	9	214520	0	0	214520	0.09	214520	0	214520	0.09	0	0.00	NA	NA	NA	NA	NA	NA	NA	NA	214520	0	0	0			
(e)	Insurance Companies	16	10586706	0	0	10586706	4.40	10586706	0	10586706	4.40	0	0.00	NA	NA	NA	NA	NA	NA	NA	NA	10586706	0	0	0			
	LIFE INSURANCE CORPORATION OF INDIA	2	7785404	0	0	7785404	3.23	7785404	0	7785404	3.23	0	0.00	NA	NA	NA	NA	NA	NA	NA	NA	7785404	0	0	0			
(f)	Provident Funds/Pension Funds	1	239292	0	0	239292	0.10	239292	0	239292	0.10	0	0.00	NA	NA	NA	NA	NA	NA	NA	NA	239292	0	0	0			
(g)	Asset Reconstruction Companies	0	0	0	0	0	0.00	0	0	0	0.00	0	0.00	NA	NA	NA	NA	NA	NA	NA	NA	0	0	0	0			
(h)	Sovereign Wealth Funds	2	25880	0	0	25880	0.01	25880	0	25880	0.01	0	0.00	NA	NA	NA	NA	NA	NA	NA	NA	25880	0	0	0			
(i)	NBFC Registered with RBI	6	2262	0	0	2262	0.00	2262	0	2262	0.00	0	0.00	NA	NA	NA	NA	NA	NA	NA	NA	2262	0	0	0			
(j)	Other Financial Institutions	0	0	0	0	0	0.00	0	0	0	0.00	0	0.00	NA	NA	NA	NA	NA	NA	NA	NA	0	0	0	0			
(k)	Any Other																											
	QUALIFIED INSTITUTIONAL BUYER	17	11598135	0	0	11598135	4.82	11598135	0	11598135	4.82	0	0.00	NA	NA	NA	NA	NA	NA	NA	NA	11598135	0	0	0			
	LIFE INSURANCE CORPORATION OF INDIA - ULFO0420091	1	6375130	0	0	6375130	2.65	6375130	0	6375130	2.65	0	0.00	NA	NA	NA	NA	NA	NA	NA	NA	6375130	0	0	0			
	<b>Sub Total (B)(1)</b>	<b>119</b>	<b>46706890</b>	<b>0</b>	<b>0</b>	<b>46706890</b>	<b>19.39</b>	<b>46706890</b>	<b>0</b>	<b>46706890</b>	<b>19.39</b>	<b>4.82</b>	<b>0.00</b>	<b>NA</b>	<b>NA</b>	<b>NA</b>	<b>NA</b>	<b>NA</b>	<b>NA</b>	<b>NA</b>	<b>NA</b>	<b>46697560</b>	<b>4.82</b>	<b>4.82</b>	<b>4.82</b>			
(2)	Institutions (Foreign)																											
(a)	Foreign Direct Investment	0	0	0	0	0	0.00	0	0	0	0.00	0	0.00	NA	NA	NA	NA	NA	NA	NA	NA	0	0	0	0			
(b)	Foreign Venture Capital	0	0	0	0	0	0.00	0	0	0	0.00	0	0.00	NA	NA	NA	NA	NA	NA	NA	NA	0	0	0	0			
(c)	Sovereign Wealth Funds	0	0	0	0	0	0.00	0	0	0	0.00	0	0.00	NA	NA	NA	NA	NA	NA	NA	NA	0	0	0	0			
(d)	Foreign Portfolio Investors Category I	778	35029980	0	0	35029980	14.54	35029980	0	35029980	14.54	0	0.00	NA	NA	NA	NA	NA	NA	NA	NA	35029980	0	0	0			
(e)	Foreign Portfolio Investors Category II	41	1146456	0	0	1146456	0.48	1146456	0	1146456	0.48	0	0.00	NA	NA	NA	NA	NA	NA	NA	NA	1146456	0	0	0			
(f)	Overseas Depositories (holding DRs) (balancing figure)	0	0	0	0	0	0.00	0	0	0	0.00	0	0.00	NA	NA	NA	NA	NA	NA	NA	NA	0	0	0	0			
(g)	Any Other																											
	<b>Sub Total (B)(2)</b>	<b>819</b>	<b>36176436</b>	<b>0</b>	<b>0</b>	<b>36176436</b>	<b>15.02</b>	<b>36176436</b>	<b>0</b>	<b>36176436</b>	<b>15.02</b>	<b>0</b>	<b>0.00</b>	<b>NA</b>	<b>NA</b>	<b>NA</b>	<b>NA</b>	<b>NA</b>	<b>NA</b>	<b>NA</b>	<b>NA</b>	<b>36176436</b>	<b>0</b>	<b>0</b>	<b>0</b>			
(3)	Central Government/State Government(s)/President of India																											
(a)	Central Government / President of India	0	0	0	0	0	0.00	0	0	0	0.00	0	0.00	NA	NA	NA	NA	NA	NA	NA	NA	0	0	0	0			
(b)	State Government / Governor	0	0	0	0	0	0.00	0	0	0	0.00	0	0.00	NA	NA	NA	NA	NA	NA	NA	NA	0	0	0	0			
(c)	Shareholding by Companies or Bodies Corporate where Central / State Government is a promoter	2	1790	0	0	1790	0.00	1790	0	1790	0.00	0	0.00	NA	NA	NA	NA	NA	NA	NA	NA	1790	0	0	0			
	<b>Sub Total (B)(3)</b>	<b>2</b>	<b>1790</b>	<b>0</b>	<b>0</b>	<b>1790</b>	<b>0.00</b>	<b>1790</b>	<b>0</b>	<b>1790</b>	<b>0.00</b>	<b>0</b>	<b>0.00</b>	<b>NA</b>	<b>NA</b>	<b>NA</b>	<b>NA</b>	<b>NA</b>	<b>NA</b>	<b>NA</b>	<b>NA</b>	<b>1790</b>	<b>0</b>	<b>0</b>	<b>0</b>			
(4)	Non-institutions																											
(a)	Associate companies / Subsidiaries	0	0	0	0	0	0.00	0	0	0	0.00	0	0.00	NA	NA	NA	NA	NA	NA	NA	NA	0	0	0	0			
(b)	Directors and their relatives (excluding independent directors and nominee directors)	0	0	0	0	0	0.00	0	0	0	0.00	0	0.00	NA	NA	NA	NA	NA	NA	NA	NA	0	0	0	0			
(c)	Key Managerial Personnel	0	0	0	0	0	0.00	0	0	0	0.00	0	0.00	NA	NA	NA	NA	NA	NA	NA	NA	0	0	0	0			
(d)	Relatives of promoters (other than 'immediate relatives' of promoters disclosed under 'Promoter and Promoter Group' category)	0	0	0	0	0	0.00	0	0	0	0.00	0	0.00	NA	NA	NA	NA	NA	NA	NA	NA	0	0	0	0			
(e)	Trusts where any person belonging to 'Promoter and Promoter Group' category is 'trustee', 'beneficiary', or 'author of the trust'	0	0	0	0	0	0.00	0	0	0	0.00	0	0.00	NA	NA	NA	NA	NA	NA	NA	NA	0	0	0	0			
(f)	Investor Education and Protection Fund (IEPF)	1	1474801	0	0	1474801	0.61	1474801	0	1474801	0.61	0	0.00	NA	NA	NA	NA	NA	NA	NA	NA	1474801	0	0	0			
(g)	Resident Individuals holding nominal share capital up to Rs. 2 lakhs	247240	25309009	0	0	25309009	10.51	25309009	0	25309009	10.51	0	0.00	NA	NA	NA	NA	NA	NA	NA	NA	24182887	0	0	0			
(h)	Resident Individuals holding nominal share capital in excess of Rs. 2 lakhs	14	4436959	0	0	4436959	1.84	4436959	0	4436959	1.84	0	0.00	NA	NA	NA	NA	NA	NA	NA	NA	4436959	0	0	0			
(i)	Non Resident Indians (NRIs)	8898	3572262	0	0	3572262	1.48	3572262	0	3572262	1.48	0	0.00	NA	NA	NA	NA	NA	NA	NA	NA	3563572	0	0	0			
(j)	Foreign Nationals	4	703	0	0	703	0.00	703	0	703	0.00	0	0.00	NA	NA	NA	NA	NA	NA	NA	NA	703	0	0	0			
(k)	Foreign Companies	0	0	0	0	0	0.00	0	0	0	0.00	0	0.00	NA	NA	NA	NA	NA	NA	NA	NA	0	0	0	0			
(l)	Bodies Corporate	1408	920003	0	0	920003	0.38	920003	0	920003	0.38	0	0.00	NA	NA	NA	NA	NA	NA	NA	NA	912653	0	0	0			
(m)	Any Other																											
	H U F	3608	470909	0	0	470909	0.20	470909	0	470909	0.20	0	0.00	NA	NA	NA	NA	NA	NA	NA	NA	470909	0	0	0			
	CLEARING MEMBERS	4	2924	0	0	2924	0.00	2924	0	2924	0.00	0	0.00	NA	NA	NA	NA	NA	NA	NA	NA	2924	0	0	0			
	TRUSTS	14	42718	0	0	42718	0.02	42718	0	42718	0.02	0	0.00	NA	NA	NA	NA	NA	NA	NA	NA	42718	0	0	0			
	<b>Sub Total (B)(4)</b>	<b>261191</b>	<b>36230288</b>	<b>0</b>	<b>0</b>	<b>36230288</b>	<b>15.04</b>	<b>36230288</b>	<b>0</b>	<b>36230288</b>	<b>15.04</b>	<b>0</b>	<b>0.00</b>	<b>NA</b>	<b>NA</b>	<b>NA</b>	<b>NA</b>	<b>NA</b>	<b>NA</b>	<b>NA</b>	<b>NA</b>	<b>35088126</b>	<b>0</b>	<b>0</b>	<b>0</b>			
	<b>Total Public Shareholding (B) = (B)(1)+(B)(2)+(B)(3)+(B)(4)</b>	<b>262131</b>	<b>119115404</b>	<b>0</b>	<b>0</b>	<b>119115404</b>	<b>49.45</b>	<b>119115404</b>	<b>0</b>	<b>119115404</b>	<b>49.45</b>	<b>4.82</b>	<b>0.00</b>	<b>NA</b>	<b>NA</b>	<b>NA</b>	<b>NA</b>	<b>NA</b>	<b>NA</b>	<b>NA</b>	<b>NA</b>	<b>117969912</b>	<b>4.82</b>	<b>4.82</b>	<b>4.82</b>			

For Britannia Industries Ltd.



Authorized Signatory

Table IV - Statement showing shareholding pattern of the Non Promoter - Non Public Shareholder

Category	Category & Name of the Shareholder	PAN	No of Shareholders	No of fully paid up equity shares held	No of Partly paid-up equity shares held	No of Shares Underlying Depository Receipts	Total No of Shares Held [(V)+(V+VI)]	Shareholding as a % of total no of shares (A+B+C2)	Number of Voting Rights held in each class of securities			No of Shares Underlying Outstanding convertible securities (Including Warrants, ESOP etc.)	Total No of shares on fully diluted basis (Including warrants, ESOP, Convertible Securities etc.) (XI)=(VI)+X)	Shareholding as a % assuming full conversion of convertible Securities (as a percentage of diluted share capital)	Number of Locked in Shares		Number of Shares pledged		Non-Disposal/Undertaking		Other encumbrances, if any		Total Number of Shares encumbered (XVII) = (XIV)+(XV)+(XVI)		Number of equity shares held in dematerialized form
									No of Voting Rights		Total as a % of (A+B+C)				No.	As a % of total Shares held	No.	As a % of total Shares held	No.	As a % of total Shares held	No.	As a % of total Shares held	No.	As a % of total Shares held	
									Class X	Class Y															
	(i)	(ii)	(iii)	(iv)	(v)	(vi)	(vii)	(viii)	(ix)			(x)	(xi)	(xii)	(xiii)	(xiv)		(xv)		(xvi)		(xvii)	(xviii)		
(1)	Custodian/DR Holder			0	0	0	0	0.00	0	0	0	0.00	0	0	0.00	0	0.00	NA	NA	NA	NA	NA	NA	NA	0
(2)	Employee Benefit Trust (under SEBI(Share based Employee Benefit) Regulations 2014)			0	0	0	0	0.00	0	0	0	0.00	0	0	0.00	0	0.00	NA	NA	NA	NA	NA	NA	NA	0
Total Non-Promoter-Non Public Shareholding (C) = (C)(1)+(C)(2)				0	0	0	0	0.00	0	0	0	0.00	0	0	0.00	0								0	

For Britannia Industries Ltd.

  
Authorized Signatory

Details of the shareholders acting as persons in Concert including their Shareholding:			
Name of Shareholder	Name of PAC	No of shares	Holding%
<b>Total:</b>		<b>0</b>	<b>0</b>

For Britannia Industries Ltd.

  
Authorized Signatory

Details of Shares which remain unclaimed may be given hear along with details such as number of shareholders, outstanding shares held in demat/unclaimed suspense account	
No of Shareholders	No of shares
1	180


For Britannia Industries Ltd.



Authorized Signatory

Table V - Statement showing details of Significant Beneficial Owners (SBOs)									
Sno	Details of the significant beneficial owner			Details of the registered owner			Details of holding/ exercise of right of the SBO in the reporting company, whether direct or indirect*		Date of creation/acquisition of significant beneficial interest
	I			II			III		IV
Sr No	Name	PAN	Nationality	Name	PAN	Nationality	Whether by virtue of: a. Shares b. Voting Rights c. Rights on distributable dividend or any other distribution d. Exercise of control e. Exercise of significant influence		
1	NA	NA	NA	NA	NA	NA	NA	NA	NA

For Britannia Industries Ltd.



Authorized Signatory

<b>Table VI - Statement showing foreign ownership limits</b>		
	<b>Board approved limits</b>	<b>Limits utilized</b>
As on shareholding date	100.00	65.67
As on the end of previous 1st quarter	100.00	66.24
As on the end of previous 2nd quarter	100.00	68.54
As on the end of previous 3rd quarter	100.00	67.14
As on the end of previous 4th quarter	100.00	65.83

For Britannia Industries Ltd.

  
Authorized Signatory